

Briton® 600 Exit Device

Model:




RIM Exit Device



Features

- High quality SUS304, anti-corrosion, streamlined and fashion design, with protective Neato on the surface
- Patent-pending Inter- Link mechanism for easy work and longer cycle life
- Two piece Latchbolt made in high quality SUS304 to ensure high security
- Roller strike for easy work and impact resistance
- Pushpad with roller made in brass to reduce friction
- Self Tapping Screw for wood door
Machine Screws for metal door
- Lever-Modern design, pass the tough requirement of EN12209 Grade 1. Suitable for door thickness: 40mm-60mm
- Screws-SelfTapping Screws for wood door; Machine Screws for metal door

Diagram



Lever with high security

