


# Mortise Lock



Model:

**Entrance**

## GML 8561

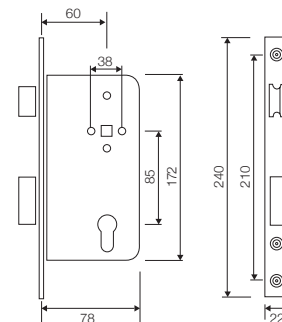


### Specification

- For Flush timber door
- Latch operated with lever handle
- Deadbolt operated with profile cylinder
- Solid brass latch / Deadbolt
- Reversible latch
- Backset 25mm to 60mm

### Function

- Entrance



Stock Code	Size	Packing	Weight
GML 85251	25mm x 85 mm	25 pcs	18.5 kgs
GML 8531	30mm x 85 mm	25 pcs	19.5 kgs
GML 8541	40mm x 85 mm	25 pcs	19.8 kgs
GML 85451	45mm x 85 mm	25 pcs	19.8 kgs
GML 8551	50mm x 85 mm	25 pcs	19.8 kgs
GML 8561	60mm x 85 mm	25 pcs	19.8 kgs
GML 8571	70mm x 85 mm	25 pcs	20 kgs

Model:

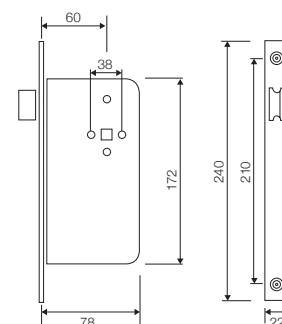
**Passage / Closet**

## GML 8563



### Specification

- For Flush timber door
- Latch operated with lever handle
- Solid brass latch
- Reversible latch
- Backset 60mm



Stock Code	Size	Packing	Weight
GML 8563	60mm x 85 mm	25 pcs	18.5 kgs



SIRM  
CERTIFIED TO: ANSI/BHMA A 156.13:2005  
Certification No: PC000360

Certified to ANSI/BHMA A 156.13:2005  
Sirm approval, Grade 3.  
Exceeds 200,000 cycles. Certification No: PC000360  
**Packing** - Box pack