

# Tubular Function Handle Set

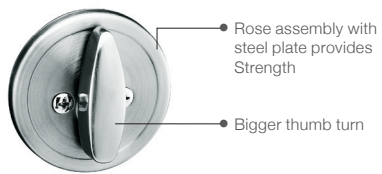


Model:

## G 9010 / G 9012

Solid Brass Handle set

### G 9010



### G 9012



### Specification

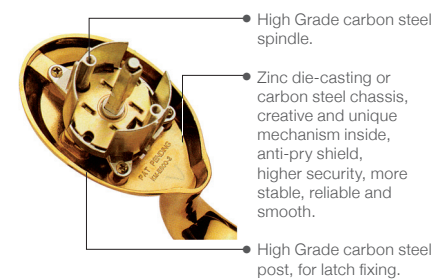

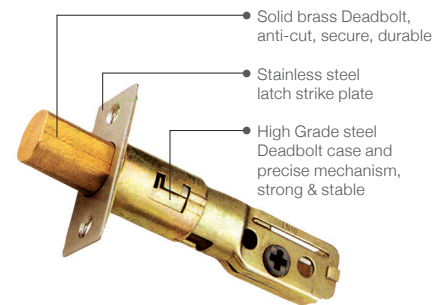
- Construction: Solid Forged Brass
- Door Prep: Crossbore 2-1/8"
- Backset: 60mm-70mm Adjustable
- Door Thickness: 35mm-45mm
- Cylinder: 5 Pins Keyway
- Key: 3 Brass Keys
- Dummy Set Available

### Finishing

- M5** - Antique Brass
- M11** - Antique Copper
- M26D** - Satin Chrome

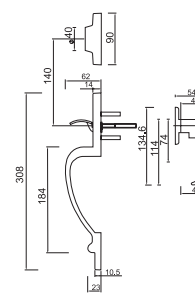
### Function

- Entrance

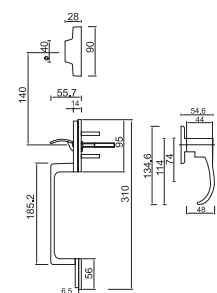


### Diagram

G 9010



G9012



SIRM  
CERTIFIED TO: ANSI/BHMA A 156.2:2003  
Certification No: PC000359

Meets underwriter's laboratories criteria.  
Specially designed for barrier free application.  
Certified to ANSI/BHMA A 156.2:2003 Sirm approval, Grade 3.  
Exceeds 200,000 cycles. Certification No: PC000359

**Packing** - Visual box pack

Stock Code	Packing	Weight
G 9010	4 sets	9 kg
G 9012	4 sets	9.5 kg