

Deadbolt



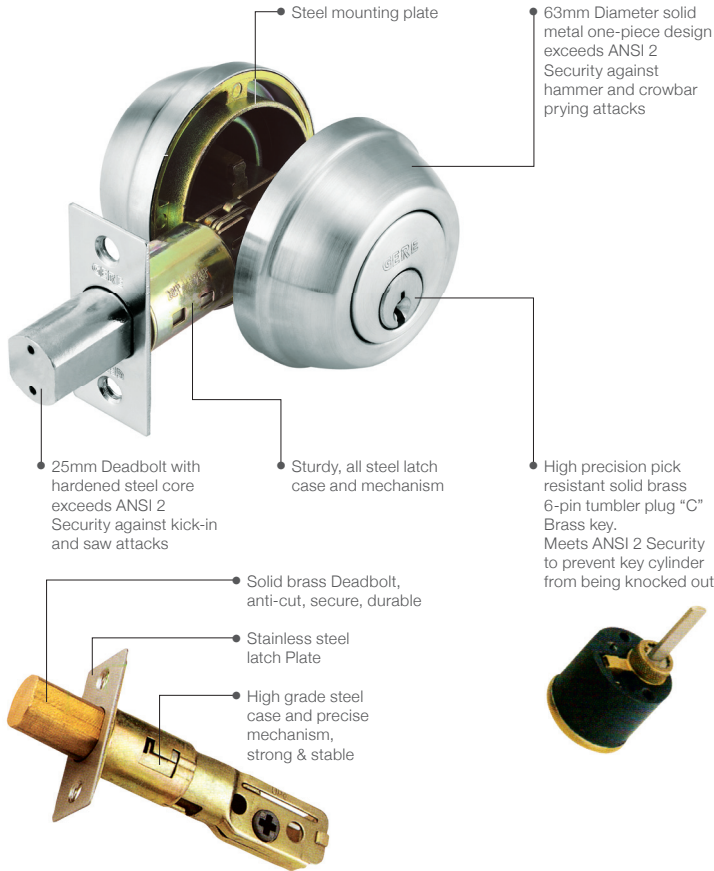
Model:

G 3200

Heavy Duty

G 3202

Double Cylinder Deadbolt



Specification

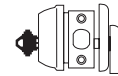
- Steel mounting plate
- ADA Ergonomic thumb turn
- Sturdy, all steel latch case and mechanism
- 25mm Deadbolt with hardened steel core exceeds ANSI 2 Security against kick-in and saw attacks
- 65mm Diameter solid metal one-piece design exceeds ANSI 2 Security against hammer and crowbar prying attacks
- High precision pick-resistant solid brass 6 pin tumbler plug "C". Brass key. Meets ANSI 2 Security to prevent key cylinder from being knocked out
- Standard adjustable backset 60mm/70mm

Finishing

- M5** - Antique Brass
- M10B** - Oil Rubbed Bronze
- M11** - Antique Copper
- M26D** - Satin Chrome
- PVD** - Physical Vapor Deposition

Function

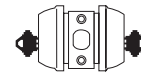
G 3201



Single Cylinder

Deadbolt operated by key outside or Turnbutton inside.

G 3202



Double Cylinder

Deadbolt operated by key outside or inside.

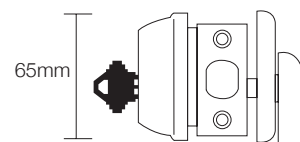
G 3205



Keyless Deadbolt

Deadbolt operated by Turnbutton only no outside trim. Bore halfway through door for installation visible from one side of the door only.

Diagram



Stock Code	Packing	Weight
G 3201	24 pcs	18 kgs
G 3202	24 pcs	22 kgs
G 3205	24 pcs	7 kgs



SIRIM
CERTIFIED TO: ANSI/BHMA A 156.5:2001
Certification No: PC000361

Meets underwriter's laboratories criteria.
Certified to ANSI/BHMA A 156.5:2001 Sirim approval, Grade 3.
Exceeds 200,000 cycles. Certification No: PC000361
A Heavy Duty commercial quality Deadbolt that provides a positive deterrent to forced entry.
The cylinder recesses into the door to resist blows attempting to move the lock.

Packing - Double blister pack