

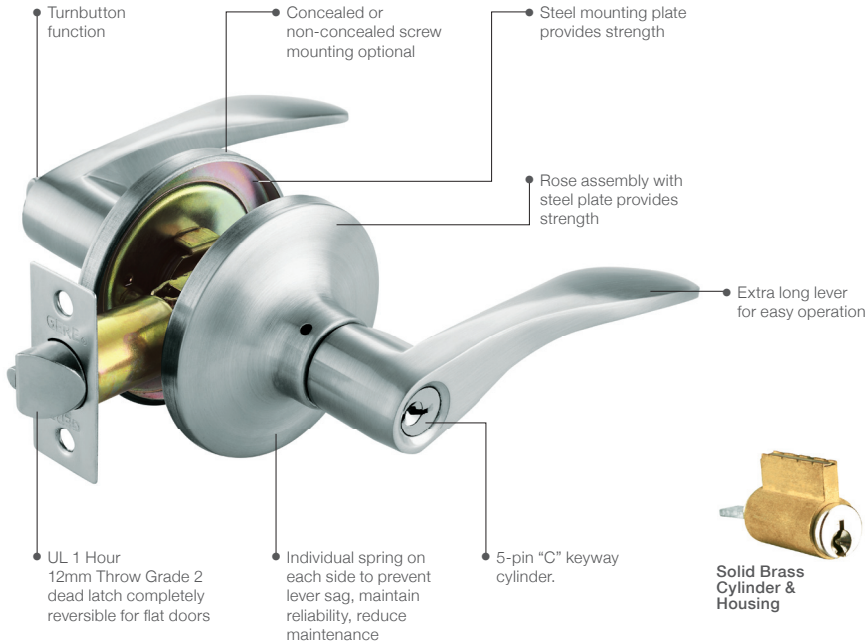
Tubular Lever Set



Model:

G 6410

G 6411



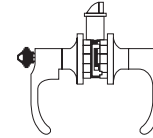
Finishing

- M5** - Antique Brass
- M11** - Antique Copper
- M26D** - Satin Chrome
- PVD** - Physical Vapor Deposition

- Standard adjustable backset 60/70mm

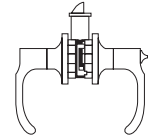
Function

G 6411 / G 6711



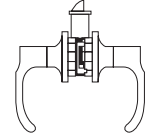
Entrance/Office Lock
Both levers locked or unlocked by key outside or Turnbutton inside.

G 6412 / G 6712



Privacy Lock
Both levers locked or unlocked by Turnbutton inside or emergency key outside.

G 6413 / G 6713

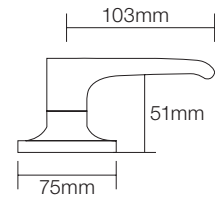
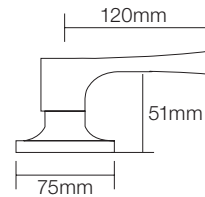


Passage/Hall/Closet
Both levers always free.

Diagram

G 6411

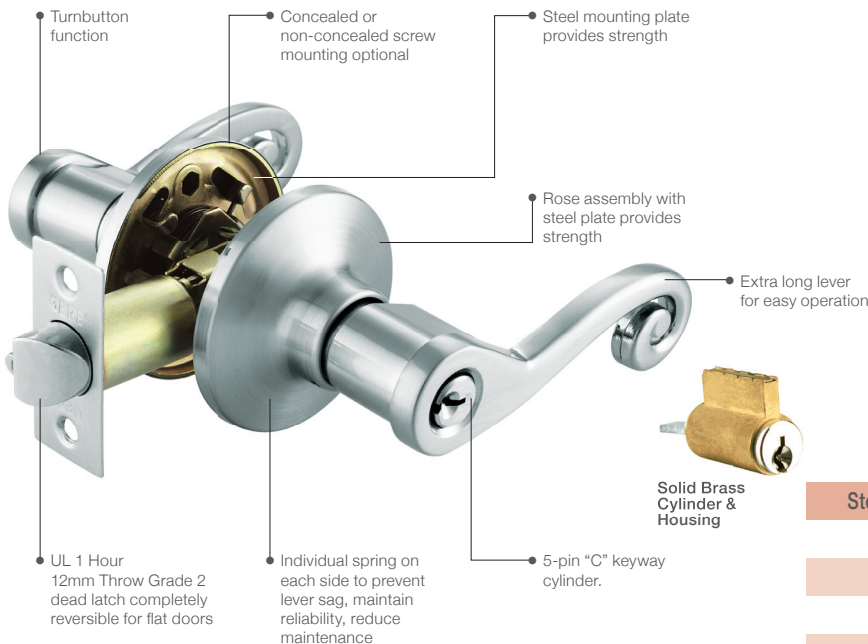
G 6711



Model:

G 6710

G 6711



Stock Code	Packing	Weight
G 6411	24 pcs	21 kgs
G 6412	24 pcs	18 kgs
G 6413	24 pcs	18 kgs
G 6711	24 pcs	21 kgs



SIRIM
CERTIFIED TO: ANSI/BHMA A 156.2:2003
Certification No: PC000359

Meets underwriter's laboratories criteria.
Specially designed for barrier free application
Certified to ANSI/BHMA A 156.2:2003 Sirim approval, Grade 3.
Exceeds 200,000 cycles. Certification No: PC000359

Packing - Double blister pack