

Cylindrical Knob Set

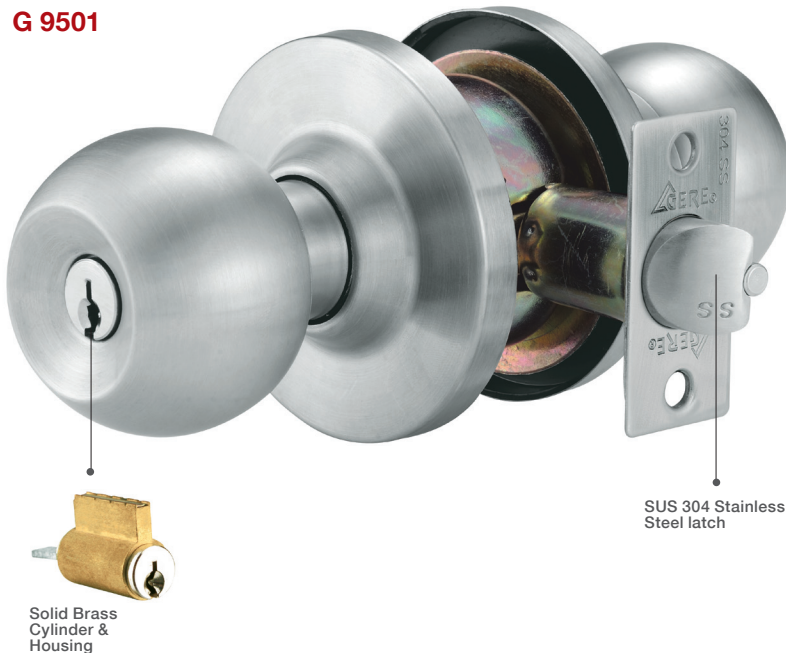


Model:

G 9500

SUS 304 Stainless Steel Knob

G 9501



Specification

- Both roses threaded to enhance installation perfection
- Solid 5 pin cylinder
- Fits all standard doors and accommodates backsets and door thickness from 30-45mm
- Provides rekeyable cylinder
- Detailed step by step instructions included for easy installation
- Solid brass cylinder
- 75mm diameter rose and mechanism adjustment for various door thickness
- 70mm latch available
- Standard backset 60mm SUS 304 (Stainless Steel latch)

Finishing

- M5** - Antique Brass
- M11** - Antique Copper
- M26D** - Sand Polish (Stainless Steel)

Function

G 9501

Entrance/Office Lock
Both knobs locked or unlocked by key outside or press button inside.

G 9502

Privacy Lock
Latch bolt operated by knob from either side knob is locked by push button inside and unlocked by emergency release outside, rotating inside knob or closing door. The inside knob is always unlocked providing emergency exit.

G 9503

Passage/Hall/Closet
Both knob always free.

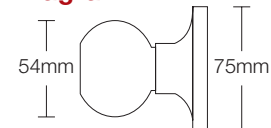
G 9881

Entrance/Office Lock
Both knobs locked or unlocked by key outside or press button inside.

G 9882

Privacy/Bed/Bath Lock
Both knobs locked or unlocked by press button inside or emergency key outside.

Diagram

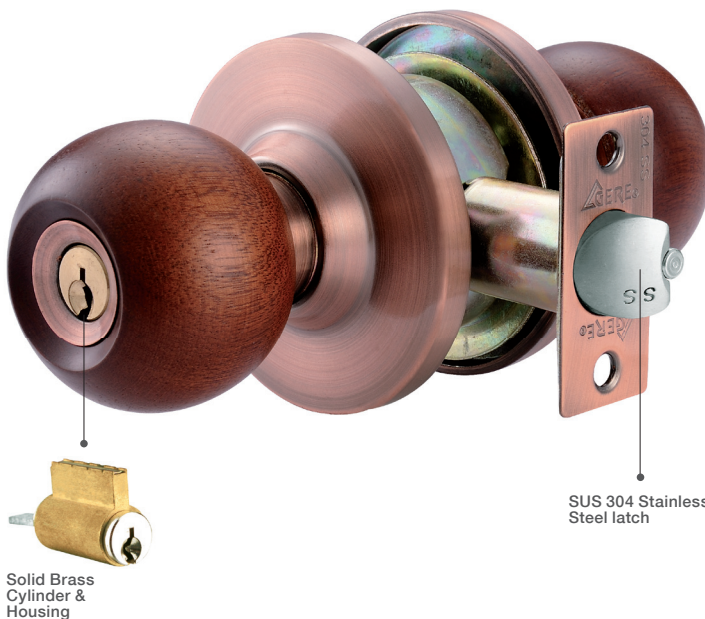


Model:

G 9880

Wooden Knob

G 9881



Meets underwriter's laboratories criteria.
Specially designed for Standard Duty
Certified to ANSI/BHMA A 156.2:2003 Sirim approval, Grade 3.
Exceeds 200,000 cycles. Certification No: PC000359

Packing - Double blister pack

Stock Code	Packing	Weight
G 9501	24 pcs	19 kgs
G 9502	24 pcs	18 kgs
G 9503	24 pcs	18 kgs
G 9881	24 pcs	19 kgs
G 9882	24 pcs	18 kgs