

Stainless Steel 304 Hollow Lever Handle

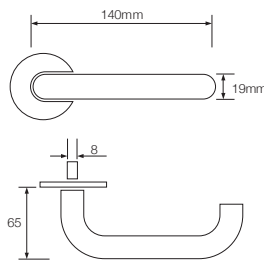


Model:

G 101



Diagram



Specification

- 9mm diameter stainless steel tube
- Concealed mounting screw
- Individual spring on each rose plate to prevent lever sag, maintain reliability
- Panic exit function available
- Door thickness: 35-45mm
- Key: 3 Brass Keys
- Material: SUS 304 grade
- Completely reversible

Finishing

M26D - Satin Chrome

Function

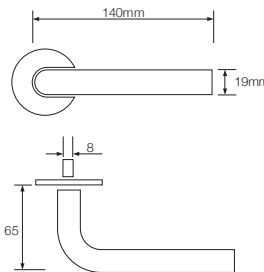
- Entrance
- Privacy
- Passage

Model:

G 102



Diagram

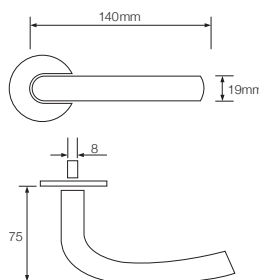


Model:

G 103



Diagram



SIRIM
CERTIFIED TO: ANSI/BHMA A 156.13:2005
Certification No: PC000360

Meets underwriter's laboratories criteria.
Meets ADA requirements.
Specially designed for barrier free application.
Certified to ANSI/BHMA A 156.13:2005 Sirim approval, Grade 3.
Exceeds 200,000 cycles. Certification No: PC000360

Packing - Box pack

Stock Code	Packing	G Weight	N Weight
G 101	20 pairs	12.5 kg	11.5 kg
G 102	20 pairs	12.5 kg	11.5 kg
G 103	20 pairs	12.5 kg	11.5 kg