

Stainless Steel 304 Solid Lever Handle

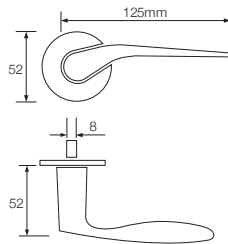


Model:

G 001



Diagram



Specification

- Concealed mounting screw
- Individual spring on each rose plate to prevent lever sag, maintain reliability
- Panic exit function available
- Door thickness: 35-45mm
- Key: 3 Brass Keys
- Material: SUS 304 grade
- Completely reversible

Finishing

M26D - Satin Chrome

Function

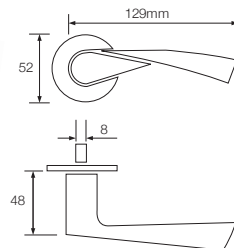
- Entrance
- Privacy
- Passage

Model:

G 002



Diagram

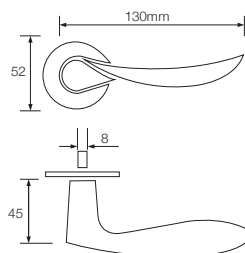


Model:

G 006



Diagram



Meets underwriter's laboratories criteria.
 Meets ADA requirements.
 Specially designed for barrier free application.
 Certified to ANSI/BHMA A 156.13:2005 Sirim approval, Grade 3.
 Exceeds 200,000 cycles. Certification No: PC000360
Packing - Box pack

| Stock Code | Packing | G Weight | N Weight |
|------------|----------|----------|----------|
| G 001 | 20 pairs | 20.3 kg | 19.3 kg |
| G 002 | 20 pairs | 20.3 kg | 19.3 kg |
| G 006 | 20 pairs | 20.3 kg | 19.3 kg |