

# Tubular Function Handle Set



Model:

## G 29000

Solid Brass Handle set



Latch bolt operated by thumbpiece outside and knob inside

- Solid brass one-piece design, heavy duty cylinder rosette. Turns free with any removal attempt

- High precision pick resistant solid brass tumbler plug. 5 or 6 pin available. Brass key nickel plated " " Kwikset keyway available

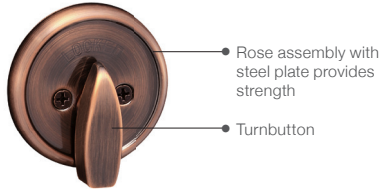
- Solid brass one-piece design exterior rose assembly

- Exterior thumbpiece

- Ergonomic design Strong Heavy Comfortable

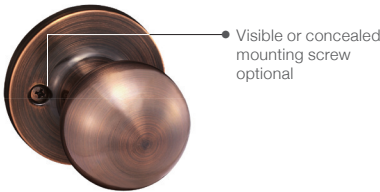
- Solid filled handle grip Comfortable to all hands

Deadbolt operated by key outside or Turnbutton inside



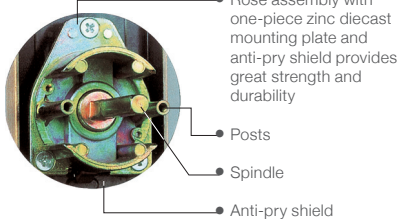
- Rose assembly with steel plate provides strength
- Turnbutton

Interior knob & rose assembly



- Visible or concealed mounting screw optional

Gear driving mechanism in the exterior rose



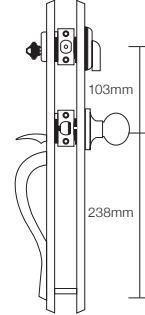
- Rose assembly with one-piece zinc diecast mounting plate and anti-pry shield provides great strength and durability
- Posts
- Spindle
- Anti-pry shield

### Finishing

- M2** - Antique Golden
- M5** - Antique Brass
- M10B** - Oil Rubbed Bronze
- M11** - Antique Copper
- M38** - WPAB

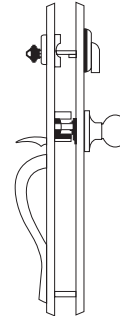
### Function / Diagram

G 29001



**Sectional handle set with single cylinder Deadbolt.**  
Deadbolt operated by key outside or thumb-turnbutton inside. Latch bolt operated by thumbpiece outside and knob inside.

G29005



**Sectional dummy handle set with dummy Deadbolt.**  
Handle and knob act as pull only. For inactive leaf of double doors. No operation.



SIRIM  
CERTIFIED TO: ANSI/BHMA A 156.2:2003  
Certification No: PC000359

Meets underwriter's laboratories criteria.  
Specially designed for barrier free application.  
Certified to ANSI/BHMA A 156.2:2003 Sirim approval, Grade 3.  
Exceeds 200,000 cycles. Certification No: PC000359

**Packing** - Visual box pack

Stock Code	Packing	Weight
G 29001	4 sets	18 kgs
G 29005	4 sets	17 kgs