

Mortise Function Lever Set

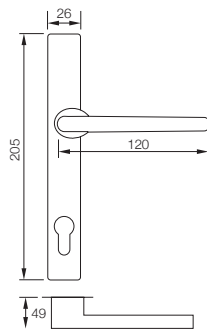


Model:

GL 01



Diagram



Specification

- The latest European style lock body design
- Handle material: zinc alloy
- Recommended for exterior door
- Key: 3 Brass Keys
- Applicable for 40-60mm door thickness
- Aluminium Frame Door Standard Backset 25mm
- Mortise lock case 25x85mm come with double keyed Europe profile cylinder
- Completely reversible

Finishing

- M5** - Antique Brass
- M26D** - Satin Chrome

Function

- Entrance
- Privacy

Mortise Lock Case



Cylinder (Double Keyed)

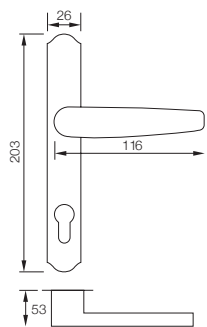


Model:

GL 02



Diagram

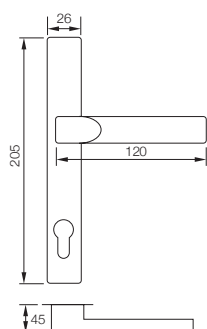


Model:

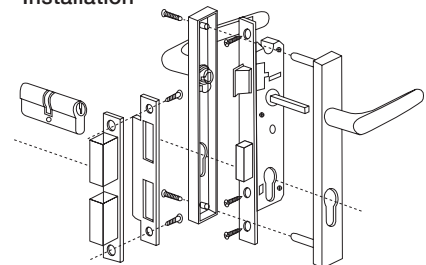
GL 03



Diagram



Installation



SIRM
CERTIFIED TO: ANSI/BHMA A 156.13:2005
Certification No: PC000360

Certified to ANSI/BHMA A 156.13:2005 Sirim approval, Grade 3.
Exceeds 200,000 cycles. Certification No: PC000360

Packing - Box pack

Stock Code	Packing	Weight
GL 01	12 sets	18 kgs
GL 02	12 sets	18 kgs
GL 03	12 sets	18 kgs