


# Cylindrical Knob Set

Model:

## G 887

G 8871



### Specification


- Both roses are threaded to enhance installation perfection
- Fits all standard doors and accommodates backsets and door thickness from 30-45mm
- 3 Keys provided (Steel)
- Standard backset 60mm

### Finishing

- M11 - Antique Copper
- M26D - Stain chrome

### Function

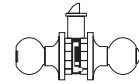
G 8871



#### Entrance/Office Lock

Both knobs locked or unlocked by key outside or push button inside.

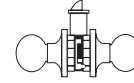
G 8872



#### Privacy/Bed/Bath Lock

Both knobs locked or unlocked by push button inside or emergency key outside. Closing door does not release button.

G 8873



#### Passage/Hall/Closet

Either knob operates latch bolt at all times.

### Diagram




Stock Code	Packing	Weight
G 8871	30 pcs	17 kgs
G 8872	30 pcs	17 kgs
G 8873	30 pcs	17 kgs

Model:

## G 889

G 8891-M11



### Specification

- Both roses are threaded to enhance installation perfection
- Fits all standard doors and accommodates backsets and door thickness from 30-45mm
- 3 Keys provided (Steel)
- Standard backset 60mm

### Finishing

- M11 - Antique Copper

### Function

G 8891



#### Entrance/Office Lock

Both knobs locked or unlocked by key outside or push button inside.

### Diagram



Stock Code	Packing	Weight
G 8891	30 pcs	20 kgs



Packing - Box pack